

Features

Applications

- Unbelievable Audio Performance
- High Power Capacity
- Wide and Even Dispersion
- Ready to Install
- Wall and Ceiling Mount
- Grille Included

- Corporations
- A-V Theaters & Surround Sound
- Schools & Universities
- Government Installations
- Residential Installations




501-WM

| | |
|---------------------------|-------------------------|
| Frequency Response | 60-20,000 HZ +/- 4db |
| Sensitivity | 90 db 1w/1m |
| Power Watts | 50 RMS 90 Program |
| Impedance | 8 Ohms |
| Woofer | 5.25"/1.25" v.c. |
| Tweeter | 1" Titanium Dome |
| Dimensions HxWxD | 11.5" x 7.5" x 2.5" |
| Weight | 4lbs |




601-WM

| | |
|---------------------------|-------------------------|
| Frequency Response | 55-20,000 HZ +/- 4db |
| Sensitivity | 91 db 1w/1m |
| Power, Watts | 50 RMS 100 Program |
| Impedance | 8 Ohms |
| Woofer | 6.5"/1.5" v.c. |
| Tweeter | 1" Titanium Dome |
| Dimensions HxWxD | 13.5" x 8.5" x 2.5" |
| Weight | 5lbs |



501-WMWB

| | |
|---------------------------|---------------------------------|
| Frequency Response | 55-20,000 HZ +/- 3db |
| Sensitivity | 90 db 1w/1m |
| Power, Watts | 50 RMS 90 Program |
| Impedance | 8 Ohms |
| Woofer | 5.25"/1.25" v.c. |
| Tweeter | 1" Titanium Dome |
| Tuning | 8" passive radiator |
| Backbox Grille | 22.5" x 14" x 3.5" 18" x 10" |
| Weight | 21lbs |




601-WMWB

| | |
|---------------------------|-------------------------------|
| Frequency Response | 50-20,000 HZ +/- 3db |
| Sensitivity | 91 db 1w/1m |
| Power, Watts | 50 RMS 100 Program |
| Impedance | 8 Ohms |
| Woofer | 6.5"/1.5" v.c. |
| Tweeter | 1" Titanium Dome |
| Tuning | 8" passive radiator |
| Backbox Grille | 26" x 14" x 3.5" 21" x 10" |
| Weight | 24lbs |



801-WMWB

| | |
|---------------------------|-----------------------------------|
| Frequency Response | 48-20,000 HZ +/- 3db |
| Sensitivity | 92 db 1w/1m |
| Power, Watts | 50 RMS 100 Program |
| Impedance | 8 Ohms |
| Woofer | 8"/1.5" v.c. |
| Tweeter | 1" Titanium Dome |
| Tuning | 10" passive radiator |
| Backbox Grille | 32" x 14" x 5.5" 24.5" x 12.5" |
| Weight | 28lbs |



811-WMWB

| | |
|---------------------------|-----------------------------------|
| Frequency Response | 45-20,000 HZ +/- 3db |
| Sensitivity | 93 db 1w/1m |
| Power, Watts | 125 RMS 200 Program |
| Impedance | 8 Ohms |
| Woofer | 8"/1.5" v.c. Cast frame |
| Tweeter | 25mm horn loaded Fabric Dome |
| Tuning | 10" passive radiator |
| Backbox Grille | 32" x 14" x 5.5" 24.5" x 12.5" |
| Weight | 28lbs |